

# GIFU UNIVERSITY

## At a Glance

**6** Faculties  
**8** Graduate Schools

**7,300+** Students

Undergraduate : 77%  
Graduate : 22%  
Research Students and Others : 1%

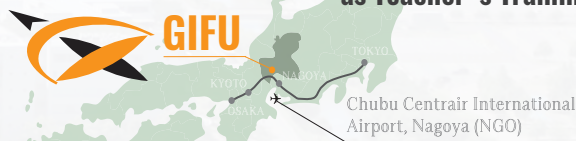
**320+** International Students

Students studying abroad each year **~250**

**~800** Academic Faculty Staff

Total **3,000** Staff  
including Medical Staff in University Hospital

Established in **1949**  
Founded in **1873**  
as Teacher's Training School



### Faculties/Graduate Schools

- 1 Faculty of Education Bachelor  
Graduate School of Education Master
- 2 Faculty of Regional Studies Bachelor  
Graduate School of Regional Studies Master
- 3 School of Medicine Bachelor  
Graduate School of Medicine Master Doctor
- 4 Faculty of Engineering Bachelor  
Graduate School of Engineering Doctor
- 5 Faculty of Applied Biological Sciences Bachelor
- 6 School of Social System Management Bachelor
- 4 5 Graduate School of Natural Science and Technology Master
- 7 Joint Graduate School of Veterinary Sciences Doctor
- 8 United Graduate School of Agricultural Science Doctor
- 9 United Graduate School of Drug Discovery and Medical Information Sciences Doctor





# Gifu University is located in the Chubu area of JAPAN

All bullet trains stop at JR Nagoya Station, and "Hikari" and "Kodama" trains stop at JR Gifu-Hashima Station on the Tokaido Shinkansen line.  
Please refer to the website of Central Japan Railway Company.  
<https://global.jr-central.co.jp/en/info/access/>



## Gifu University FOUR SEASONS



Sakura cherry flowers & Observatory Dome, Faculty of Education

Season of fresh greenery - Faculty of Engineering

Blanket by yellow leaves - Central Administration Building

Blanketed in snow - Faculty of Engineering

**SPRING** Magnolia kobus blossom heralds the advent of early spring as if to prod sakura cherry flowers, dandelion to become full-blown.

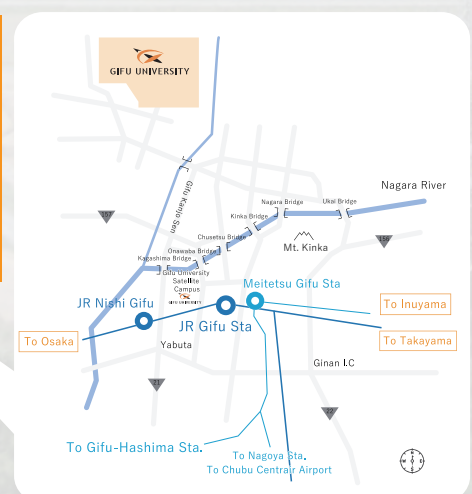
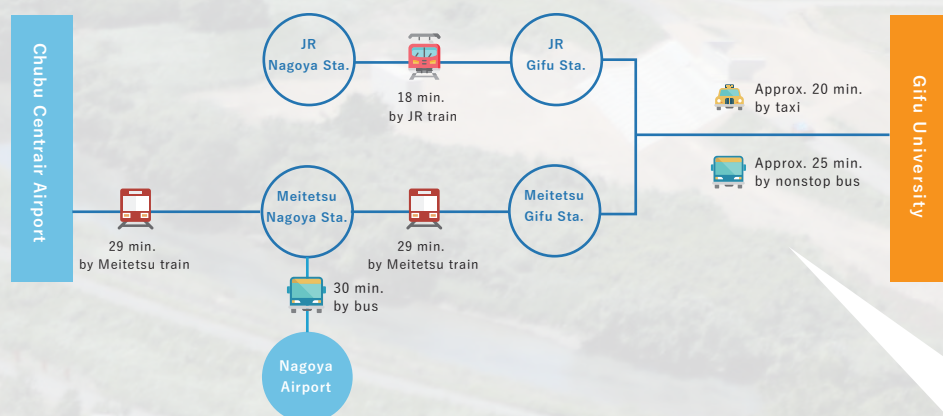
**SUMMER** When rain lets up, white buildings and lush greenery project a perfect contrast on a pond.

**AUTUMN** Red maples, metasequoia and ginkgo leaves paint the whole campus with bright colors.

**WINTER** Snow turns everything into dazzling white.

**CHANGES IN NATURE  
COME & EXPERIENCE FOR YOURSELF**

## Access to Gifu University



The Meitetsu  $\mu$ -SKY Limited Express train (all seats are reserved) provides a direct service from Chubu Centrair Airport to Meitetsu Gifu Station in approximately 1 hour. (The ticket costs 1,370 yen and extra 360 yen for reserved seat  $\mu$  ticket.)

